

3 - Guides



3 - Guides

- Straight guide
- Ballistic guide
- Curved guide






GUIDES

ESS McStas Training 2016
May 30th - June 1st


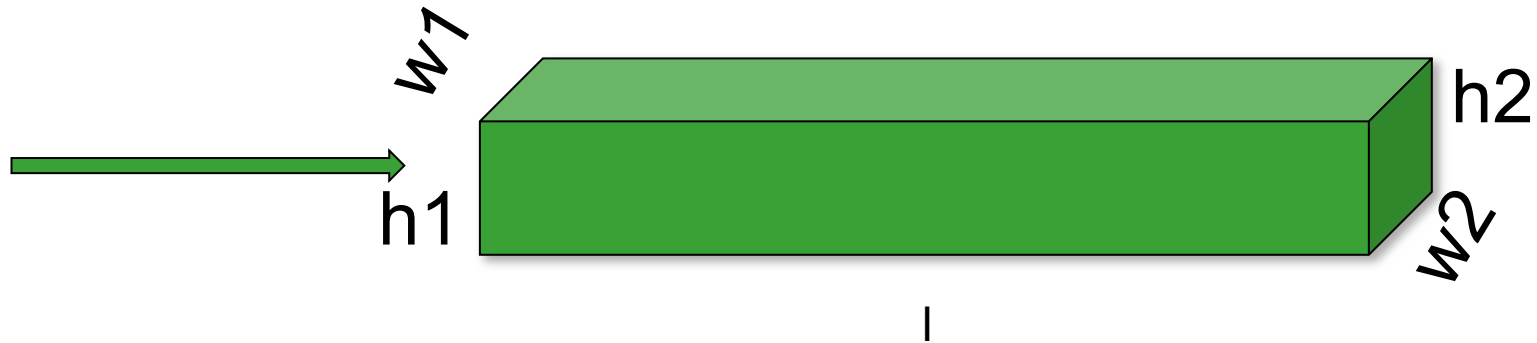


Neutron Transport



EUROPEAN
SPALLATION
SOURCE

STRAIGHT GUIDE



w_1
 h_1



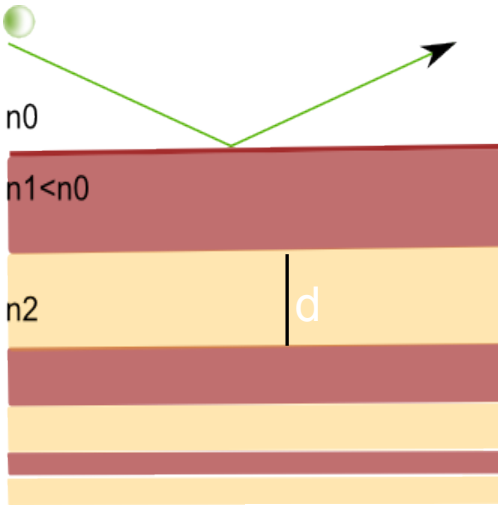
l

Parameters in **boldface** are required; the others are optional.

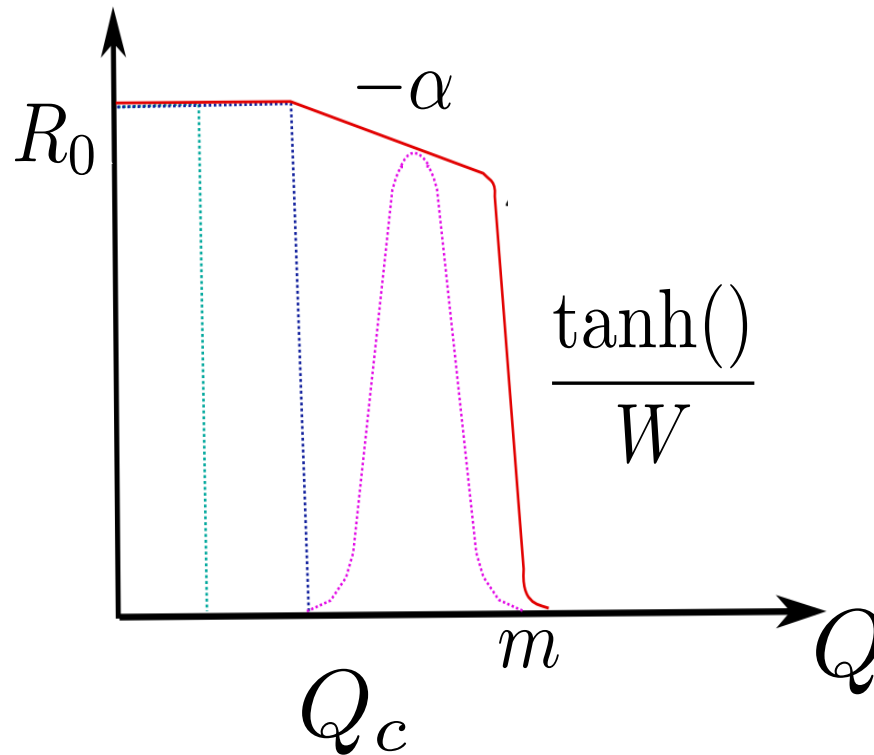
Name	Unit	Description	Default
reflect	str	Reflectivity file name. Format [q(Angs-1) R(0-1)]	0
w1	m	Width at the guide entry	
h1	m	Height at the guide entry	
w2	m	Width at the guide exit	
h2	m	Height at the guide exit	
l	m	length of guide	
R0	1	Low-angle reflectivity	0.99
Qc	AA-1	Critical scattering vector	0.0219
alpha	AA	Slope of reflectivity	6.07
m	1	m-value of material. Zero means completely absorbing.	2
W	AA-1	Width of supermirror cut-off	0.003



Supermirror Coating



$$R_0 \cdot \left(1 - \frac{\tanh(Q - mQ_c)}{W}\right) \cdot (1 - \alpha(Q - Q_c))$$



$$V = \frac{2\pi\hbar^2}{m} bN \quad \sin\theta < \sqrt{\frac{mV}{2\pi^2\hbar^2}} \lambda$$

$$m = \frac{\theta_{mirror}}{\theta_{Ni}}$$



W1
h1



l

Parameters in **boldface** are required; the others are optional.

Name	Unit	Description	Default
reflect	str	Reflectivity file name. Format [q(Angs-1) R(0-1)]	0
w1	m	Width at the guide entry	
h1	m	Height at the guide entry	
w2	m	Width at the guide exit	
h2	m	Height at the guide exit	
l	m	length of guide	
R0	1	Low-angle reflectivity	0.99
Qc	AA-1	Critical scattering vector	0.0219
alpha	AA	Slope of reflectivity	6.07
m	1	m-value of material. Zero means completely absorbing.	2
W	AA-1	Width of supermirror cut-off	0.003





Wanna try?





Ex_3_1_ballistic.instr

- Study the instrumentfile, notice use of the DECLARE and INITIALIZE sections
- Notice the use of Source_gen to describe the PSI cold source
- Notice the input parameter sa_pos, to vary the guide – sample position distance.
- **Insert a 30 m long guide at 3.5 meters from a1. Straight guide with a width of 5 cm and height 15 cm.**
- **Use R0=R0, Qc=Qc, alpha = alpha, m = M, W =W**
- Simulate



GUIDE DESIGN

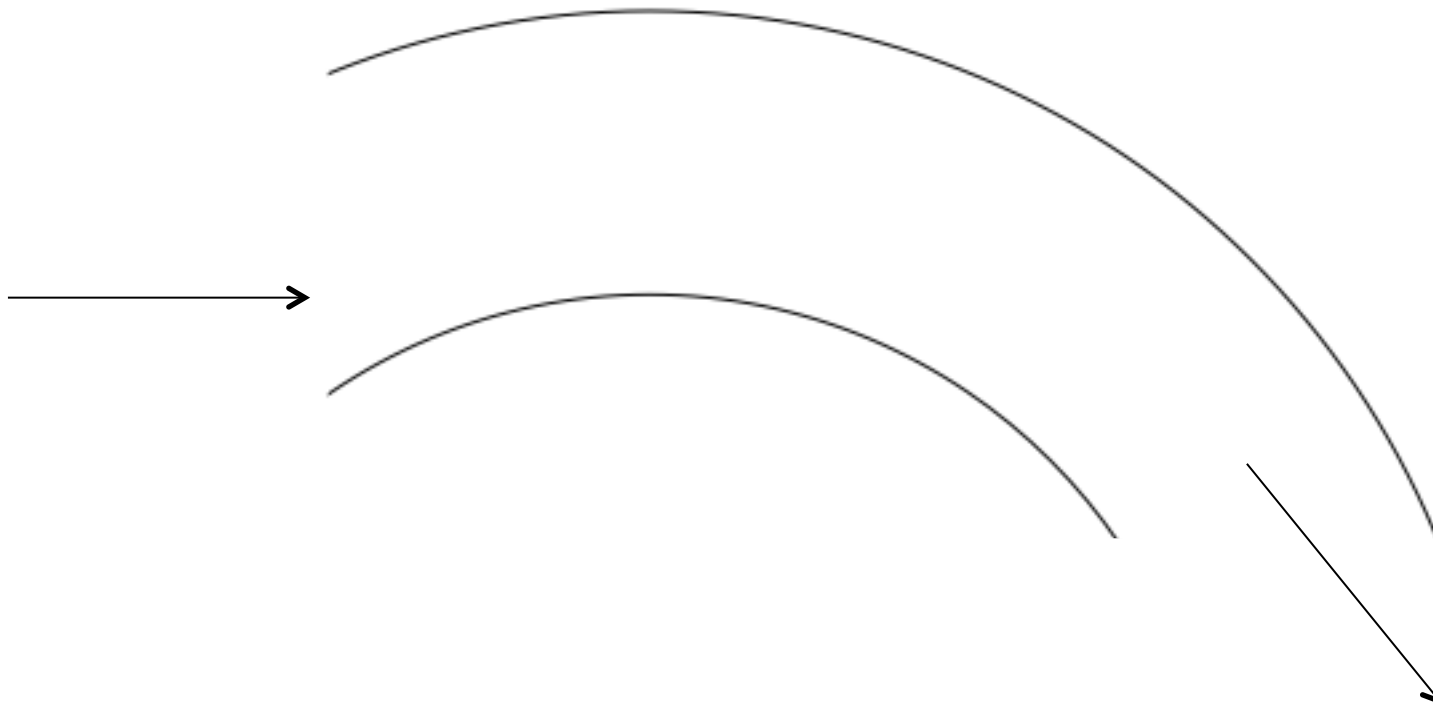
ESS McStas Training 2016
May 30th - June 1st



EUROPEAN
SPALLATION
SOURCE

CURVED GUIDES

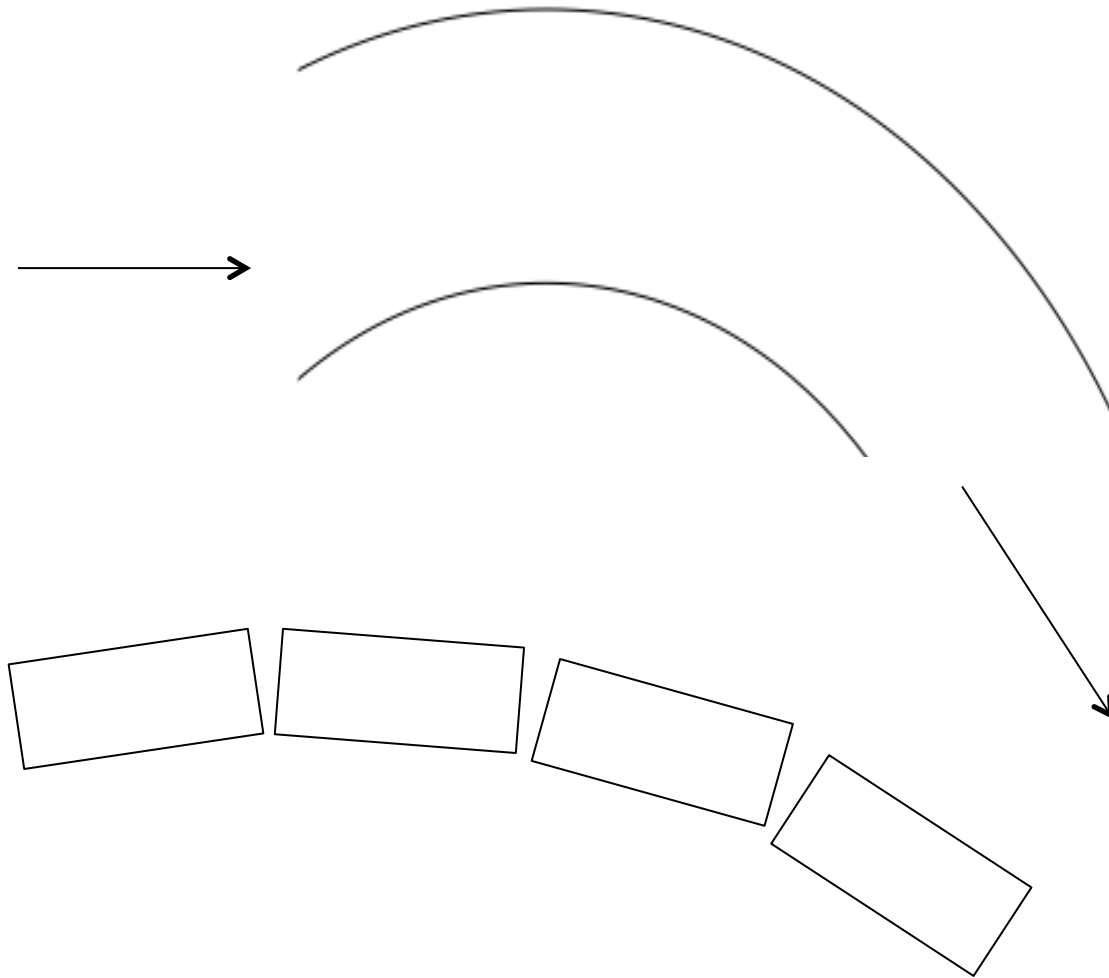
Getting out of direct line of sight



1 reflection per neutron mandatory
to come out the other side of the
guide




CURVED GUIDES

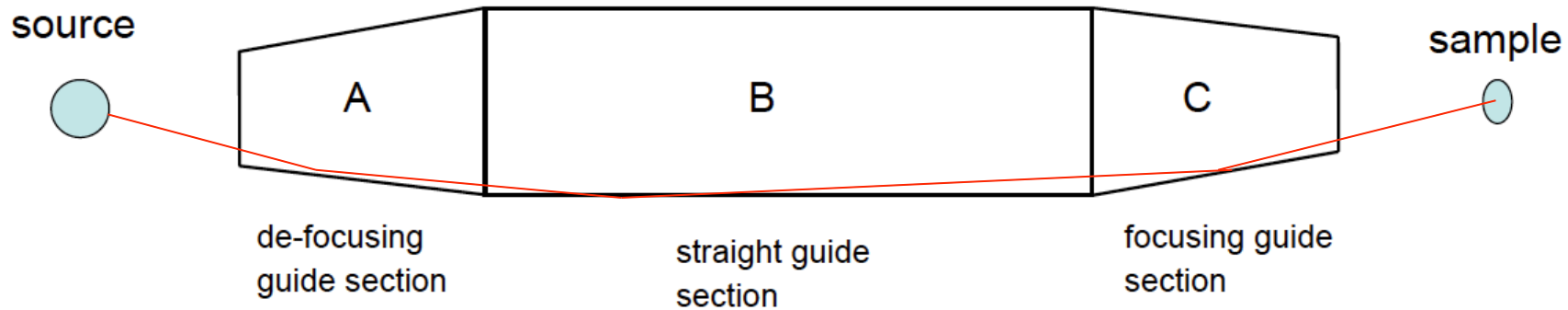


... in McStas

- Use straight guides & rotation
- Bender.comp
- [curvedGuide.comp](#)



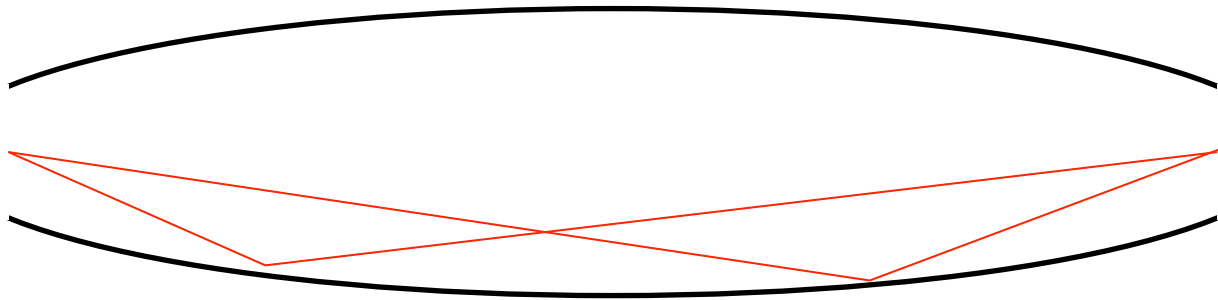
BALLISTIC GUIDE



Goal: high flux on sample



ELLIPTIC GUIDE

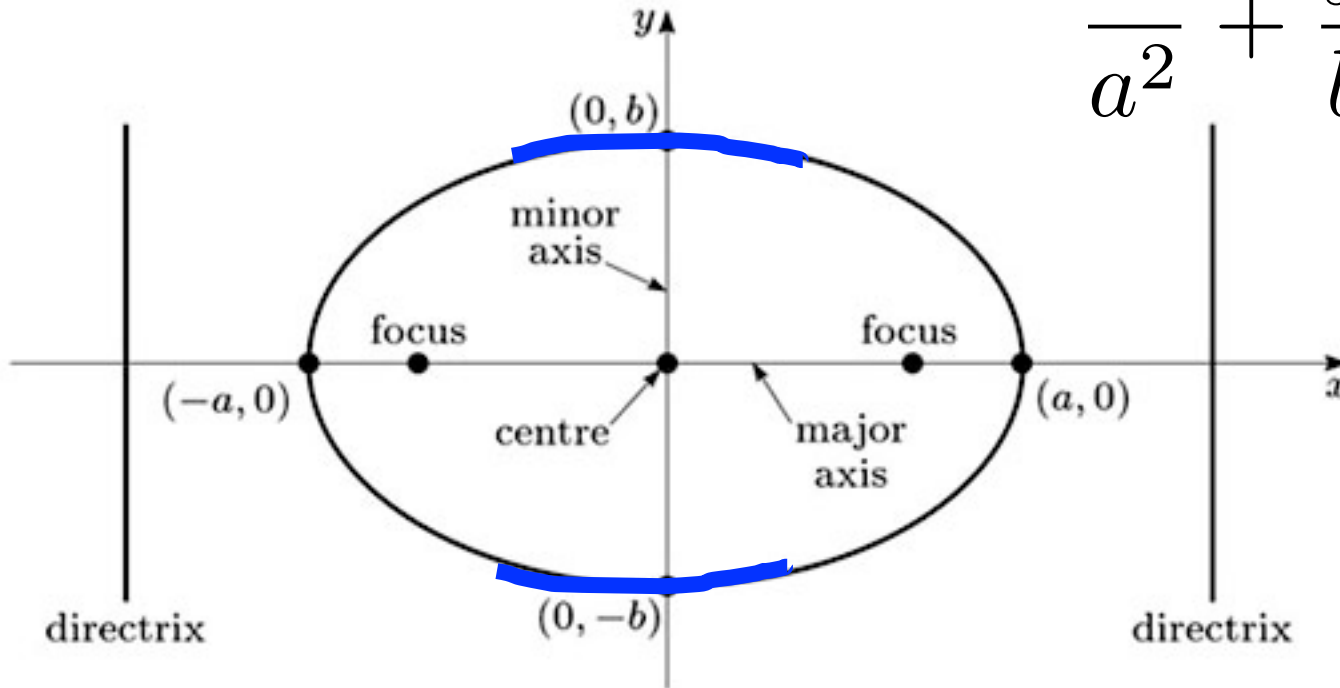


Few reflections - for transport loss in reflection of next session

Focus on samples



ELLIPTIC GUIDE



$$\frac{z^2}{a^2} + \frac{y^2}{b^2} = 1$$

Elliptic_guide_gravity(l=50,
linxw=5,liny=5,loutxw=10,louty=10,
xwidth=0.1,yheight=0.1, R0 =
0.99,Qc=0.0219,alpha=6.07,m=1.0,W=0.003,
mvaluesright=marray,mvaluesleft=marray,mvaluestop=marray,
mvaluesbottom=marray)

ELLIPTIC GUIDE



Input parameters

Parameters in **boldface** are required; the others are optional.

Name	Unit	Description	Default
mvaluesright	pointer	Pointer to array of m-values, right mirror	NULL
mvaluesleft	pointer	- same, left mirror	NULL
mvaluestop	pointer	- same, top mirror	NULL
mvaluesbottom	pointer	- same, bottom mirror	NULL
seglength	pointer	Pointer to array of segment lengths for discrete mirror description	NULL
l	m	length of the guide	
xwidth	m	width at the guide entry, mid or exit (see dimensionsAt)	0
yheight	m	height at the guide entry, mid or exit (see dimensionsAt)	0
linxw	m	distance from 1st focal point to guide entrance - left and right horizontal mirrors	0
loutxw	m	distance from 2nd focal point to guide exit - left and right horizontal mirrors	0
linyh	m	distance from 1st focal point to guide entrance - top and bottom vertical mirrors	0
loutyh	m	distance from 2nd focal point to guide exit - top and bottom vertical mirrors	0
majorAxisxw	m	direct defination of the guide geometry, will ignore w,h lin and lout parameters if this is nonzero. Length of the axis parallel to the z for the horizontal ellipse	0
minorAxisxw	m	direct defination of the guide geometry, will ignore w,h lin and lout parameters if this is nonzero. Length of the axis Perpendicular to the z for the horizontal ellipse	0
majorAxisyh	m	direct defination of the guide geometry, will ignore w,h lin and lout parameters if this is nonzero. Length of the axis parallel to the z for the vertical ellipse	0
minorAxisyh	m	direct defination of the guide geometry, will ignore w,h lin and lout parameters if this is nonzero. Length of the axis Perpendicular to the z for the vertical ellipse	0
majorAxisoffsetxw	m	direct defination of the guide geometry, distance between the center of the horizontal ellipse and the guide entrance	0
majorAxisoffsetyh	m	direct defination of the guide geometry, distance between the center of the vertical ellipse and the guide entrance	0
dimensionsAt	string	define whether xwidth and yheight sets the size of the opening, minor axis or the end of the guide.	"entrance"
option	string	options are 'ellipse' and 'halfEllipse'. Ellipse is defined by both the focal points, while halfEllipse locked the center of the ellipse either the entrance or exit of the guide; and use the focal point of the other end to define the ellipse	"ellipse"
R0	1	Low-angle reflectivity	0.99
Qc	AA-1	Critical scattering vector	0.0218
alpha	AA	Slope of reflectivity	6.07
m	1	m-value of material for all mirrors, zero means complete absorption.	2
W	AA-1	Width of supermirror cut-off	0.003
alpharight	AA	Slope of reflectivity for right vertical mirror	-1
mright	1	m-value of material for right vertical mirror	-1
alphaleft	AA	Slope of reflectivity for left vertical mirror	-1
mleft	1	m-value of material for left vertical mirror	-1
alphatop	AA	Slope of reflectivity for top horizontal mirror, overwrites alpha	-1
mtop	1	m-value of material for top horizontal mirror, overwrites m	-1
alphabottom	AA	Slope of reflectivity for bottom horizontal mirror	-1
mbottom	1	m-value of material for bottom horizontal mirror	-1
verbose	bool	Give extra information about calculations	"on"
curvature	m	Simulate horizontal radius of curvature by centripetal force added to the gravity. Note: Does not curve the guide in modisplay but "curves the neutron". Has opposite sign definition of Guide_curved.	0

- Gravity compatible
- Define your geometry as is convenient to you
- Chop the guide into segments
- Define reflectivity for each side



OTHER McStas GUIDES

ESS McStas Training 2016
May 30th - June 1st



Elliptic_guide_gravity.comp

Guide_anyshape.comp

Guide_channeled.comp

Guide_curved.comp

Guide_four_side_10_shells.comp

Guide_four_side_2_shells.comp

Guide_four_side.comp

Guide_gravity.comp

Guide_honeycomb.comp

Guide_tapering.comp

Guide_wavy.comp

Guide.comp

Pol_guide_vmirror.comp

Have fun with elliptic guides

Add gravity to your simulation

Think of fantastic shapes and
import their .OFF description

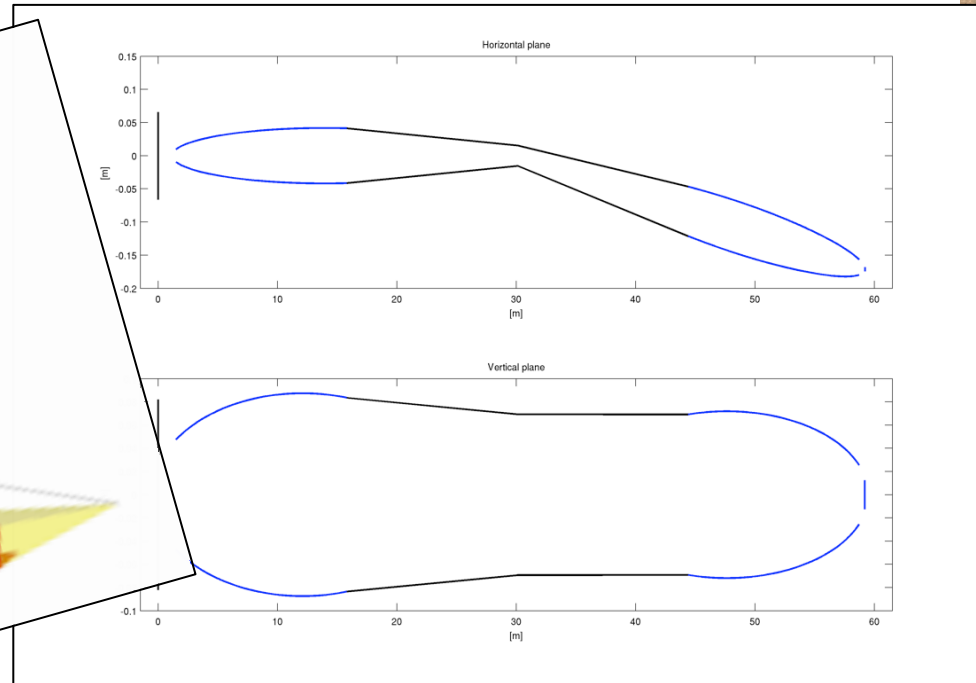
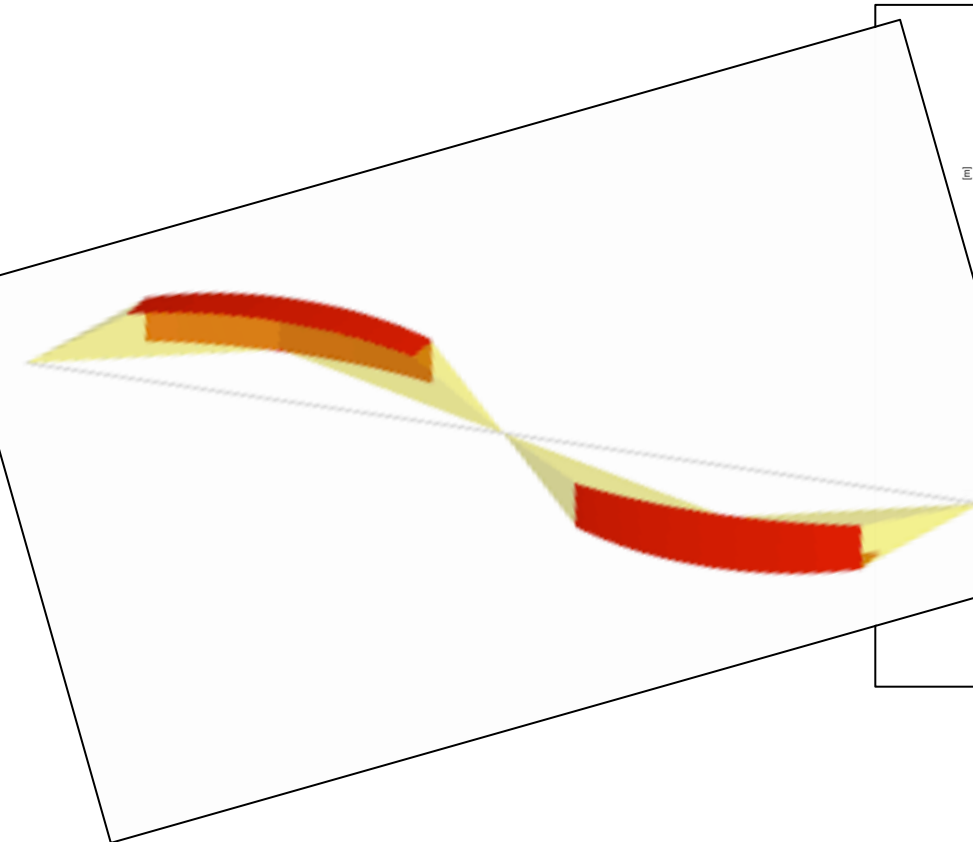
Curious? Lost? Need help?
Try \$ mcdoc or visit <http://mcstas.org/download/components>




EUROPEAN
SPALLATION
SOURCE



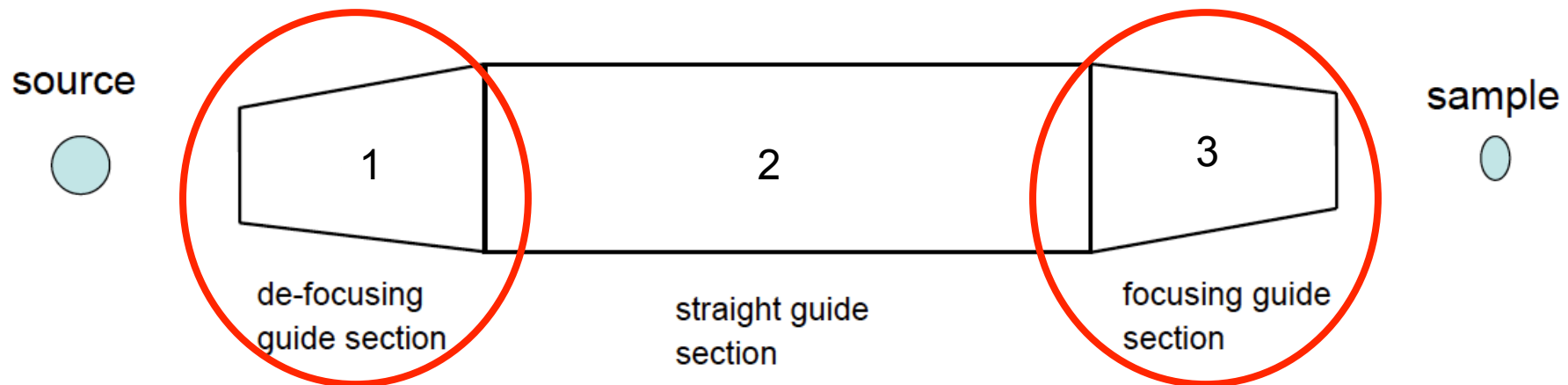
...stir and combine...





BALLISTIC GUIDE

Ex_3_2_ballistic.instr



BALLISTIC GUIDE

ESS McStas Training 2016
May 30th - June 1st

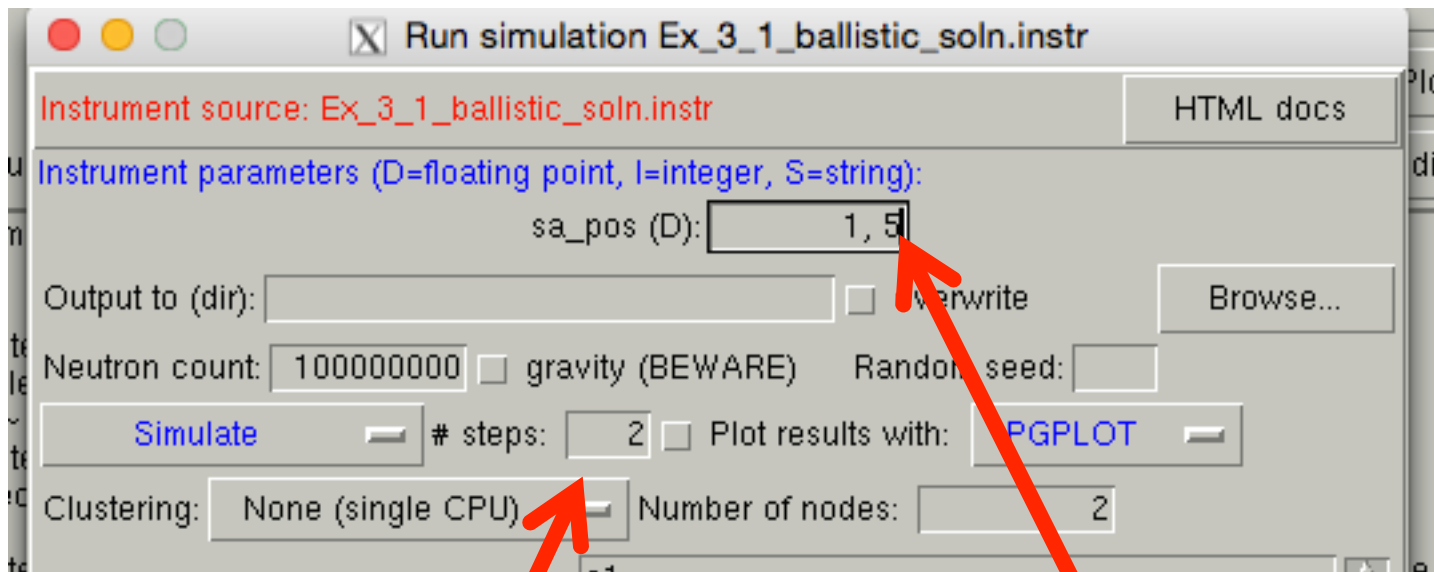


- **Open the instrumentfile Ex_3_1_ballistic.instr**
- Look at guide2. What exit(entry) dimensions do guide1 & 3 need?
- **Insert guide1** with an entry opening of $w_1=0.03\text{m}$, $h_1=0.1\text{m}$, length 3 m at 0.5m from a1
- **Insert guide3** with an exit opening of $w_2=0.03$, length 3 m at 33.5m from a1
- For both guides, use the coating parameters from guide2




EUROPEAN
SPALLATION
SOURCE

SCAN FUNCTION



Give the interval to be scanned directly in the parameter position in the form lower_lim, upper_lim

Indicate the number of steps





BALLISTIC GUIDE

ESS McStas Training 2016
May 30th - June 1st

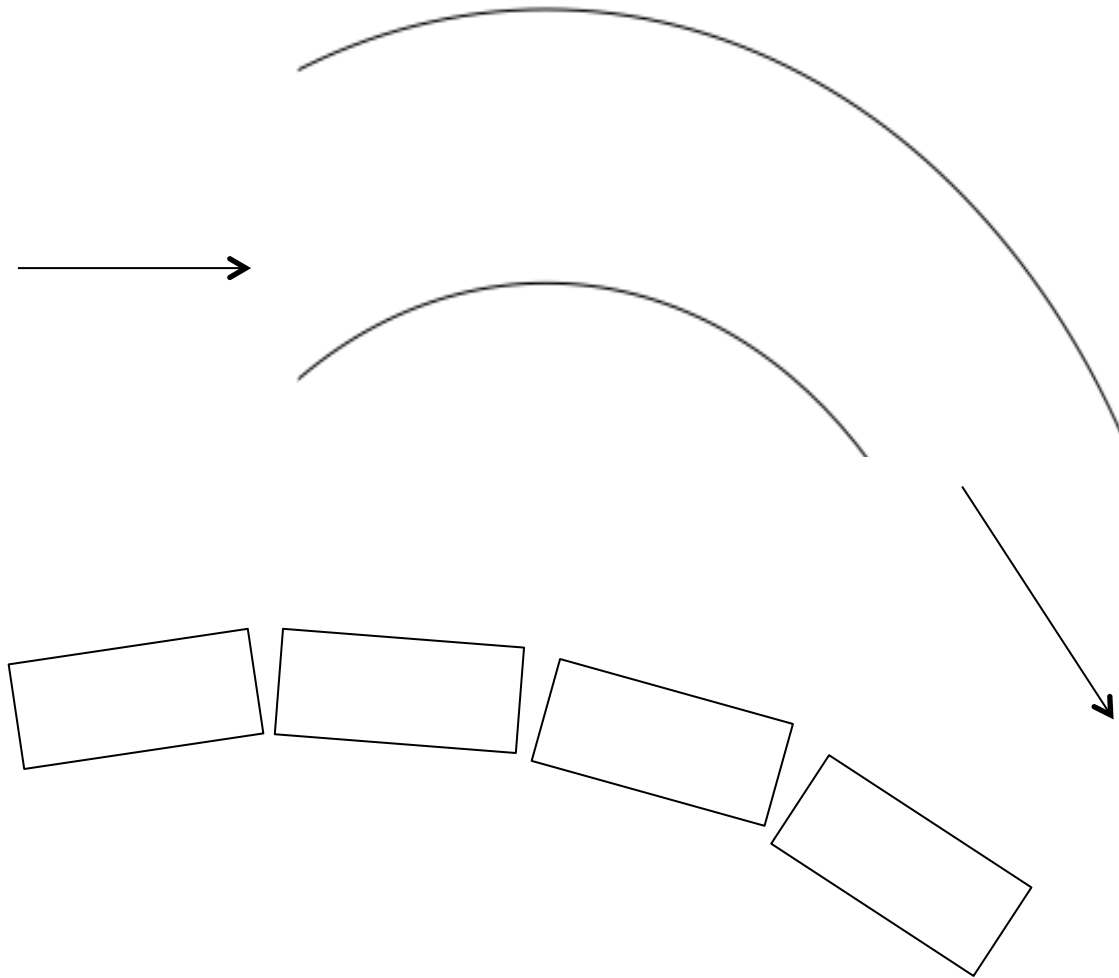


- Compile and TRACE to have an **overview of the instrument**.
- **Run a simulation** and notice the wavelength distribution before and after guide.
- **Task:** Scan sa_pos between 0 and 1 m in 11 steps. Notice the effect on beam profiles and divergence.






CURVED GUIDES



... in McStas

- Use straight guides & rotation
- Bender.comp
- curvedGuide.com



CURVED GUIDES

- Open the instrument file **Ex_3_2_curved.instr** given to you
- Study the instrument file, notice use of the PREVIOUS keyword
- Notice input parameters of guide m-value, angular rotation of guide segments
- Question: What is the relevant rotation angle to achieve a guide curvature of 1 km?
- Try performing a TRACE
- Try varying the guide curvature, notice effect on divergence and beam profile

Other curved guides:

Use McDoc -> Component Library Index to look at Guide_curved plus Bender from the McStas lib



